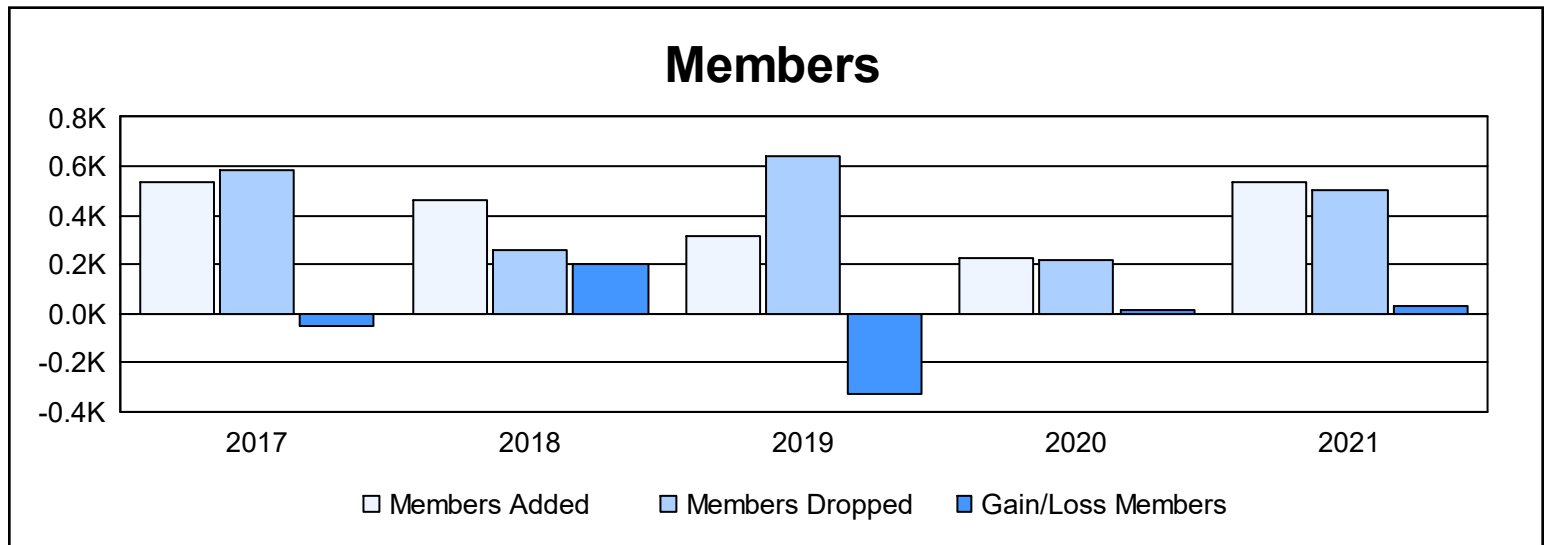
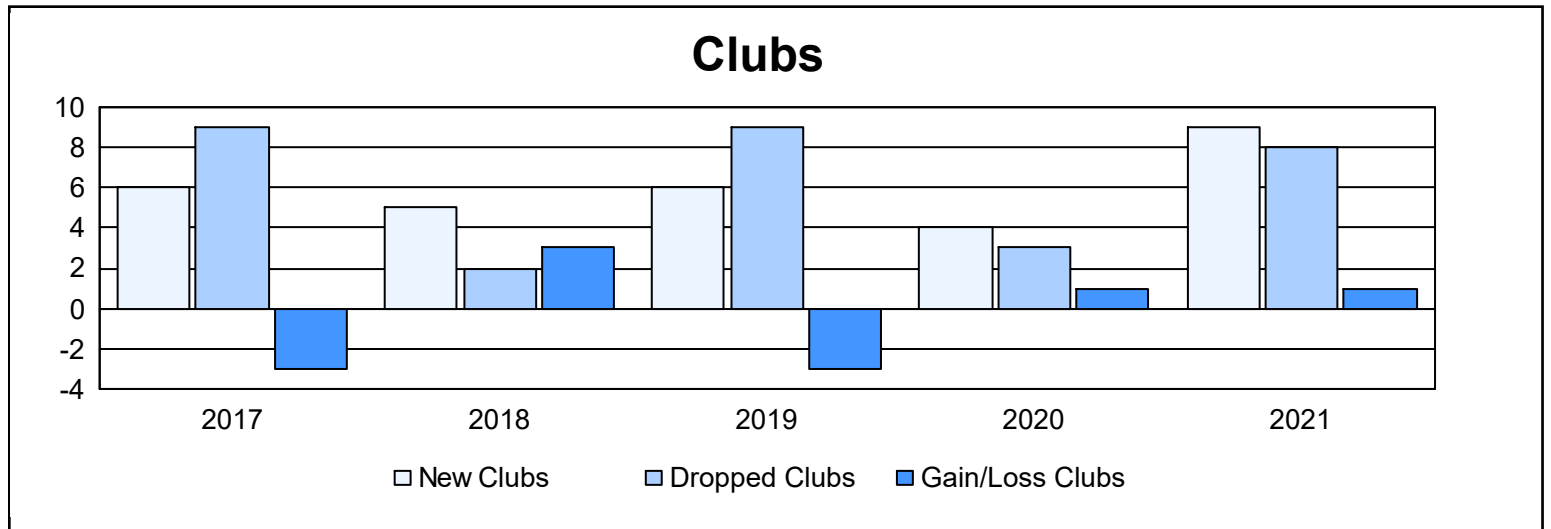
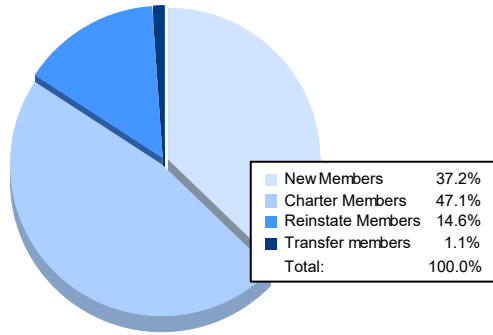


Year	New Clubs	Dropped Clubs	Gain/ Loss Clubs	New Members	Charter Members	Reinstate Members	Transfer Members	Total Member Added	Total Members Dropped	Gain/ Loss Members
2016-2017	6	9	-3	305	158	63	11	537	585	-48
2017-2018	5	2	3	296	127	31	4	458	258	200
2018-2019	6	9	-3	92	155	51	18	316	641	-325
2019-2020	4	3	1	121	91	6	9	227	214	13
2020-2021	9	8	1	199	252	78	6	535	504	31
<b>Average</b>	<b>6</b>	<b>6</b>	<b>0</b>	<b>203</b>	<b>157</b>	<b>46</b>	<b>10</b>	<b>415</b>	<b>440</b>	<b>-26</b>



### Membership Composition June 2021 Cumulative



### Gender Composition June 2021 Cumulative

